



How to Play the Bus Sorting Initial sounds game (With words)


- 1) Choose 2 sounds to practise. These are the **target sounds** e.g. k and g. Your therapist will have let you know the sounds you need to practice with your child.
- 2) Start with two buses. When your child gets better you might use 3 or more of these. You use one bus for each sound they are practising.
- 3) Write a target sound on the bus.
- 4) Cut out the pictures. Each has a picture on it. Each word will begin with one of the target sounds. Put them face down on the table.
- 5) Take turns to choose a picture. Say the word and stress the Initial sound.
- 6) Ask the child, "What sound did you hear at the beginning?" Ask them to put the picture on the bus with that sound.
- 7) Praise your child when they choose the right bus. If they choose the wrong bus, say the word again for the child to hear. You can help to guide them to make the right answer.

To make the game harder:

- 1) Do not stress the Initial sound.
- 2) Use 3 or more different sounds.
- 3) Ask the child to say the word on the bus. Only do this if you know the child can say the Initial sound correctly.

You can watch our [Bus sorting video](#) on our YouTube channel.






Put your sound card
here to collect
passengers on the bus
starting with this sound

www.southwestyorkshire.nhs.uk

The content of this document is the property of swyt and is supplied in confidence.

No part of this document or its content shall be reproduced, published or disclosed to a third party without prior written permission of swyt



Put your sound card
here to collect
passengers on the bus
starting with this sound

www.southwestyorkshire.nhs.uk

The content of this document is the property of swyt and is supplied in confidence.


No part of this document or its content shall be reproduced, published or disclosed to a third party without prior written permission of swyt



www.southwestyorkshire.nhs.uk

The content of this document is the property of swyt and is supplied in confidence.


No part of this document or its content shall be reproduced, published or disclosed to a third party without prior written permission of swyt



www.southwestyorkshire.nhs.uk

The content of this document is the property of swyt and is supplied in confidence.

No part of this document or its content shall be reproduced, published or disclosed to a third party without prior written permission of swyt



www.southwestyorkshire.nhs.uk

The content of this document is the property of swyt and is supplied in confidence.

No part of this document or its content shall be reproduced, published or disclosed to a third party without prior written permission of swyt