

Colour coding 1

Verb pack

Colour coding is an approach to help children with language difficulties. Your speech and language therapist has recommended this approach and explained why it will help your child. Our Colour coding information sheet tells you more about the approach and how to use it.

Verbs

- This pack helps your child with the first step of colour coding – using verbs.
- Verbs are action or ‘what doing’ words. Your child needs to learn the link between the red colour and the ‘what doing’ question to use colour coding well.
- Verbs are the most important part of the sentence and we teach them first
- In our colour coding, verbs are given a red colour

What you will need

This pack has:

- A verb sentence strip – a board with the red ‘what doing’ square
- Verb symbols (red pictures)

Your speech and language therapist may have given you some ‘Blacksheep press verb pictures’ to use with this pack. You can also use:

- Simple pictures from favourite books
- Pictures of your child playing or doing different actions
- Pictures of characters your child likes doing different actions
- Objects like your child’s favourite cuddly toy. You can make the toy do different actions

Print out the pictures and the sentence strip in colour. Cut out the symbols. If you have any verbs missing, you can draw these on the blank symbols.

How to use the pack

1. Choose a simple picture to look at with your child
2. Place the picture on the sentence strip or have the strip under the book
3. Have some of the red symbols ready for your child to select. You can try 3-4 symbols.
4. Say to your child 'we need a red word.' 'A what doing word'. 'What is he doing?' 'He's.....'
5. Encourage your child to find the right symbol to place on the board
6. Model the word to your child or encourage them to say the word e.g. 'he's reading'



Verb



As your child practises, see if they can begin to use the verb word. Notice which words they are starting to use.

You will need to do the activity a few times to check your child knows that red means a 'what doing' or verb word.

Telephone: 01226 644331

Email: swy-tr.barnsleyspeechtherapy@nhs.net

Website: www.barnsleyspeechtherapy.co.uk



South West
Yorkshire Partnership
NHS Foundation Trust

My child is finding the activity difficult

If your child finds the practice hard you can try:

- Offering a choice of 2 red symbols for the verb
- Using a Makaton sign or gesture to help them find the right verb
- Modelling choosing the right symbol and putting it on the strip
- If your child gets an action word wrong – model the correct answer to them and help them change the symbol

More ways to help

- Use verbs in play – as your child is playing, remember to say the action words to talk about what they are doing e.g. ‘you’re **building** a tower’
- Verbs in routines – use verbs as you go through your daily routines e.g. ‘**brushing** your hair’, ‘**washing** your face’, ‘**drinking** juice’, ‘**cuddling** grandad’
- Books – when looking at books together, talk about what is happening in the picture e.g. ‘what red word can we use’, ‘he is...**falling**’

See our colour coding video on Youtube for help with how to do this practice.

Contact your speech and language therapist if you need more help.

www.southwestyorkshire.nhs.uk

The content of this document is the property of swyt and is supplied in confidence.

No part of this document or its content shall be reproduced, published or disclosed to a third party without prior written permission of swyt

With **all of us** in mind.

Telephone: 01226 644331


Email: swy-tr.barnsleyspeechtherapy@nhs.net

Website: www.barnsleyspeechtherapy.co.uk



**South West
Yorkshire Partnership**
NHS Foundation Trust

Resources



© F. Hay 2001




















www.southwestyorkshire.nhs.uk

The content of this document is the property of swyt and is supplied in confidence.

No part of this document or its content shall be reproduced, published or disclosed to a third party without prior written permission of swyt

With **all of us** in mind.

Resources

 is reading	 is hiding	 is laughing	 is crying	 is sleeping
 is brushing	 is washing	 is washing	 is jumping	 is climbing
 is kicking	 is cutting	 is falling	 is painting	 is standing
 is running	 is throwing	 is drinking	 is eating	 is carrying
 is sitting	is			