

## Colour coding 2

### Subject + verb pack

Colour coding is an approach to help children with language difficulties. Your speech and language therapist has recommended this approach and explained why it will help your child. Our Colour coding information sheet tells you more about the approach and how to use it.

You should complete the 'colour coding 1 - verb pack' before starting this pack.

### Subject + verb

- Your child will now know that verbs are red 'what doing' words. You will have practised helping your child to understand this link
- Your child will be using verbs to talk about a picture
- This pack helps your child learn the next part of a sentence. The subject. This can be a person, animal or character
- Subject words are 'who' words. They are usually at the start of the sentence
- Your child needs to learn the link between the blue colour and the 'who' questions to use colour coding well
- In our colour coding, subject words are blue

### What you will need

This pack has:

- A subject +verb sentence strip – a board with blue 'who' and red 'what doing' squares
- Verb symbols (red pictures)
- Subject symbols (blue pictures)


Your therapist may have given you some 'Blacksheep press verb pictures' to use with this pack. These are the pictures you are describing or talking about. You can also use:

- Simple pictures from favourite books
- Pictures of your child and family members playing or doing different actions
- Pictures of characters your child likes doing different things
- Objects like your child's favourite cuddly toy. You can make the toy do different actions

Print out the pictures and the sentence strip in colour. Cut out the symbols. If you have any words you need that are missing, draw these on the blank symbols.

## How to use the pack


1. Choose a simple picture to look at with your child
2. Place the picture on the sentence strip or have the strip under the book
3. Have a mixture of some of the blue symbols and red symbols ready for your child to select. You can try 3-4 of each colour. It helps to have them grouped by colour to help your child find them. Like this:



4. Say to your child 'we need a blue word.' 'who is in the picture?'. 'It's a boy'. That's our 'who' word.
5. You might want to put the picture on the sentence strip to show your child the first time
6. Ask your child to find the 'what doing' red word and place it on the board
7. Model the sentence to your child or encourage them to say it too e.g. 'the boy is reading'



subject + verb



With **all of us** in mind.

As your child practises, see if they can begin to find the right words and say the sentence on their own. Notice which words they are starting to use.

You will need to do the activity a few times to check your child knows the 'who' word is blue and red is a 'what doing' word. It can take children time to use both words together in a sentence.

Keep talking about the colour as you practise making your sentences. The colour helps your child to know what the words do in a sentence. They also learn the pattern of the sentence using the colours.

### My child is finding the activity difficult

If your child finds the practise hard you can try:

- Offering a choice of 2 symbols for each colour
- Using a Makaton sign or gesture to help them find the right subject and verb words
- Modelling choosing the right symbol and putting it on the strip
- If your child gets a word wrong – model the correct answer to them. Help them change the symbol
- Your child might need to practise the colour coding 1 verb pack for a bit longer

### More ways to help

- Use subject and verbs in play – as your child is playing, remember to say the subject + action words to say what is happening e.g. 'Daddy is building'
- Routines – use subject + verbs as you go through your daily routines e.g. 'mummy is brushing hair, 'daddy is washing', the dog is drinking',
- Books – when looking at books together, talk about what is happening in the picture e.g. 'who can you see? **peppa** - what is she doing, 'she is...eating' 'peppa is eating'
- Match and stretch – repeat your child's word and add 1 more word. This helps your child to build sentences. Try to model subject + verb words. See our [Youtube video](#) on how to do this

See our colour coding video on Youtube for more help on how to do colour coding. If you have any more questions, contact your speech and language therapist.



With all of us in mind.

[www.southwestyorkshire.nhs.uk](http://www.southwestyorkshire.nhs.uk)

The content of this document is the property of swyt and is supplied in confidence.

No part of this document or its content shall be reproduced, published or disclosed to a third party without prior written permission of swyt

Telephone: 01226 644331

Email: [swy-tr.barnsleyspeechtherapy@nhs.net](mailto:swy-tr.barnsleyspeechtherapy@nhs.net)

Website: [www.barnsleyspeechtherapy.co.uk](http://www.barnsleyspeechtherapy.co.uk)



South West  
Yorkshire Partnership  
NHS Foundation Trust

## Resources – sentence strip



© F. Hay 2001

With **all of us** in mind.

[www.southwestyorkshire.nhs.uk](http://www.southwestyorkshire.nhs.uk)

The content of this document is the property of swyt and is supplied in confidence.

No part of this document or its content shall be reproduced, published or disclosed to a third party without prior written permission of swyt

Resources - symbols















 The man	 The teddy	 The boy	 The doll	 The baby
 The girl	 Dad	 The lady	 Mum	 The cat
 The dog	 The clown	 The bear	 The monster	 The king
 The snowman	 The snake	 The monkey	 The elephant	

Telephone: 01226 644331

Email: [swy-tr.barnsleyspeechtherapy@nhs.net](mailto:swy-tr.barnsleyspeechtherapy@nhs.net)

Website: [www.barnsleyspeechtherapy.co.uk](http://www.barnsleyspeechtherapy.co.uk)

### Resources - symbols

 is reading	 is hiding	 is laughing	 is crying	 is sleeping
 is brushing	 is washing	 is washing	 is jumping	 is climbing
 is kicking	 is cutting	 is falling	 is painting	 is standing
 is running	 is throwing	 is drinking	 is eating	 is carrying
 is sitting	is			

[www.southwestyorkshire.nhs.uk](http://www.southwestyorkshire.nhs.uk)

The content of this document is the property of swyt and is supplied in confidence.

No part of this document or its content shall be reproduced, published or disclosed to a third party without prior written permission of swyt

With all of us in mind.