

Children's Speech and Language Therapy Core Fringe Communication Books

What are they

Communication books are helpful means of communication for lots of different children, young people and adults. They tend to be pages of symbols, usually arranged by topic.

Topics depend on the age, language level and interests of the user. There can be just a few or lots of symbols on a page.

Core and fringe communication books

Core words

Core words make up 80% of the words we use every day. Words like I, want, more, yes, no, you, help, stop and go are all examples of core words.

Core words are on the left-hand page of the book.

It is helpful to think about core words in communication books and how you can model these to your child in everyday activities and routines.

Fringe words

Words on the right-hand pages of the book are fringe words. These make up about 20% of the words we use. They can be personalised to the child's or young person's interests. Words like interests, friends and family, places to visit and foods are on these pages.

How to support your child / young person with a core/fringe communication book

- It's really important that your child does not feel under pressure to use the book. The best thing you can do is model using the book yourself.
- Think about the words you can model and the words you would like to help the child to use.
- Think about what you do every day and find times in the day where you can model these words. Could it be a routine like snack or getting ready for school? Could it be something the child enjoys doing like playing with their toys or in the playground at tig?
- Children are more motivated to talk about things that interest them. This is a good starting point to introduce the book using things such as toys or a game.

Other things to remember

- Your child will use their other ways of communicating as well as their book. Remember to accept all the ways your child communicates (e.g. talking, signing, pointing).
- Don't ask your child to use the book to say a message again. This can be frustrating and feel like a test. Instead, point to the book yourself to model what you have heard, or add any extra words.
- Let the book grow with your child. As they develop more interests or routines expand, add more symbols, photos or fringe pages. You can do this by printing out new ones, sticking in pictures or drawing a symbol yourself.

Further information

You can use the printable core fringe book which is included in this pack.

Our YouTube channel has a playlist of AAC videos to demonstrate how to make and use this book. These videos are:

[How to make a core fringe book](#)



[AAC communication book](#)



We also recommend watching our 'model model model' video to find out more about how to model, comment and encourage all methods of communication:

[Model, model, model](#)



I, me, mine



like



go



you



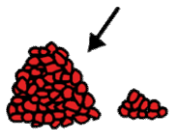
help



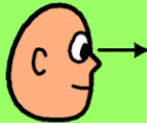
come



more



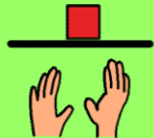
look



stop



want



no



don't like



People

Mum



Dad



sister



brother



Grandma



Grandad



aunt





uncle



friend



teacher



I, me, mine



like



go



you



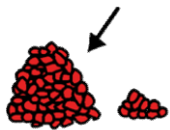
help



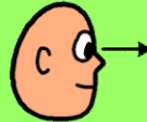
come



more



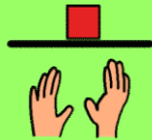
look



stop



want



no



don't like



Food

eat



drink



sandwich



jacket potato



pasta



chicken nuggets



burger



cheese




pizza



chips



fish fingers



sausage



I, me, mine



like



go



you



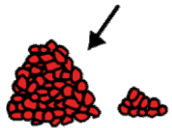
help



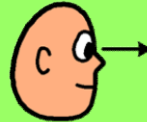
come



more



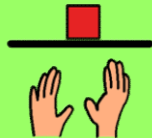
look



stop



want



no



don't like



Snack

eat



drink



yoghurt



cereal



toast



carrot



apple



banana



biscuit



orange



water



juice



I, me, mine



like



go



you



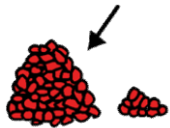
help



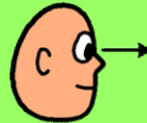
come



more



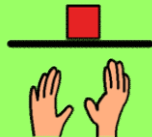
look



stop



want



no



don't like

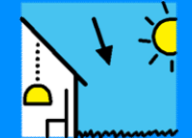


Places

inside



outside



home



school



shop






park



garden



restaurant



I, me, mine



like



go



you



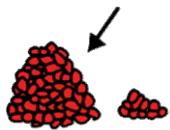
help



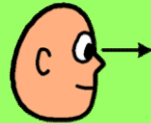
come



more



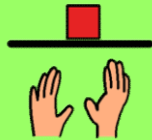
look



stop



want



no



don't like



Activities

play



football



swimming



dancing



walking



friend's house





YouTube

NETFLIX

water play



sand play



I, me, mine



like



go



you



help



come



more



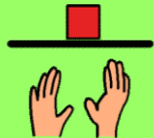
look



stop



want



no



don't like

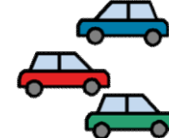


Toys

play



cars



doll



Lego



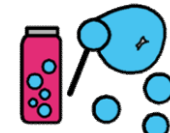
ball



teddy



bubbles



game



blocks




pop up toy



food play



train



I, me, mine



like



go



you



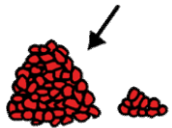
help



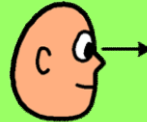
come



more



look



stop



want



no



don't like



My Things

tablet



computer



switch



Xbox








Playstation



phone



Nintendo
switch



I, me, mine



like



go



you



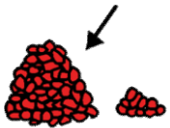
help



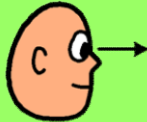
come



more



look



stop



want



no



don't like



Sensory

light



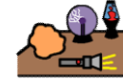
water



sand



sensory
table



lava lamp



squishy






fidgets



spinner



chewy tube



I, me, mine



like



go



you



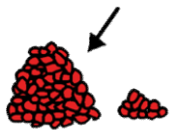
help



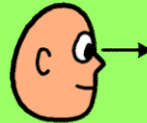
come



more



look



stop



want



no



don't like



Actions

walk



run



jump



skip



hop



sit



stand



dance



kick



throw



brush



wash



I, me, mine



like



go



you



help



come



more



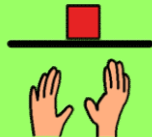
look



stop



want



no



don't like



Feelings

happy



sad




tired



bored



hungry



thirsty



hot



cold



excited



scared



worried



confused



Describing

I, me, mine



like



go



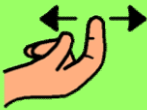
you



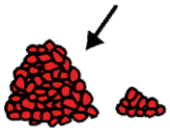
help



come



more



look



stop



want



no



don't like



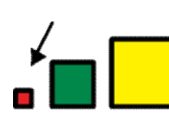
it is



big



small




hard



soft



tall



short



long



heavy



light



easy



I, me, mine



like



go



you



help



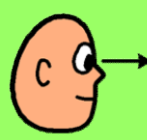
come



more



look



stop



want



no



don't like

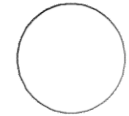


Colours

black



white



red



blue



yellow



green



orange



purple



gold



silver



grey



pattern



I, me, mine



like



go



you



help



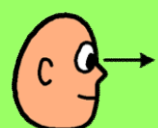
come



more



look



stop



want



no



don't like

